

Corporate BIM Certification Training Proposal

Three Specialized Certification Tracks

Civil – Infrastructure Designs
MEP & Electrical – Building Designs
Architecture & Civil – Building Designs

Prepared by
ETC – Expertise Training Center



Proposal Overview

This program transforms the client's engineering staff into competent, productive BIM users through three specialized certification tracks. It goes beyond teaching software commands — the focus is on how BIM is applied in real engineering projects.

Program Objective

Build essential drafting skills, master BIM authoring tools, run coordination and clash-detection workflows, collaborate in the cloud, and deliver a real project implementation as part of certification.

BIM Certified – Civil

Infrastructure Designs · Roads, grading, utilities & site coordination

BIM Certified – MEP & Electrical

Building Designs · HVAC, piping, plumbing, fire & electrical services

BIM Certified – Architecture & Civil

Building Designs · Architecture, interior, structure & coordination

Drafting Skills

BIM Authoring

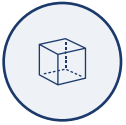
Coordination

Cloud Collaboration

Real Project Implementation

Training Objectives

By the end of the program, participants will be able to:



Understand BIM

Grasp BIM concepts, workflows and project coordination requirements.



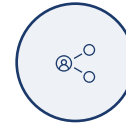
Model & Review

Create, manage and review engineering drawings and models.



Autodesk Tools

Use Autodesk software in a professional, production BIM workflow.



Cross-Discipline Coordination

Coordinate models across Civil, Architecture, Structure and MEP.



Clash Detection

Detect and manage clashes using Autodesk Navisworks.



Cloud Collaboration

Collaborate through Autodesk Construction Cloud.



BIM Standards

Apply standards, naming conventions and model-sharing procedures.



Real Project

Complete a real project implementation as part of certification.

The Three Tracks at a Glance

Each track is a progressive course pipeline that ends in a recognized BIM certification.

Civil

Infrastructure Designs

AutoCAD Essentials

Civil 3D Essentials

Civil 3D Project Implementation

Navisworks for Civil

★ BIM Certified – Civil

MEP & Electrical

Building Designs

AutoCAD Essentials

Revit 1 – Fundamentals

Revit 2 – MEP / Electrical

Revit 2.5 – Project Impl.

Revit 3 – Collaboration

Navisworks Manage

Autodesk Construction Cloud

★ BIM Certified – MEP

Architecture & Civil

Building Designs

AutoCAD Essentials

Revit 1 – Fundamentals

Revit 2 – Arch / Structure

Revit 2.5 – Project Impl.

Revit 3 – Collaboration

Navisworks Manage

Autodesk Construction Cloud

★ BIM Certified – Arch & Civil

Target Audience

Civil Engineers

Infrastructure Engineers

Site Engineers

CAD Technicians (Civil)

Roads, Grading & Utilities Engineers

Optional advanced course: AI for AutoCAD Users

Recommended Learning Path

1

AutoCAD Essentials

2

Civil 3D Essentials

3

Civil 3D Project Implementation

4

Navisworks for Civil

Certification: ★ BIM Certified – Civil

Target Audience

Mechanical Engineers

Electrical Engineers

Plumbing Engineers

MEP Coordinators

MEP Draftsmen

Building-Services Design Engineers

Optional advanced: Revit – AI · AI for AutoCAD Users

Recommended Learning Path

1

AutoCAD Essentials

2

Revit 1 – Fundamentals (All Disciplines)

3

Revit 2 – MEP: HVAC / Piping / FP / Electrical

4

Revit 2.5 – Real Project Implementation

5

Revit 3 – Constructing / Sharing / Collaborating

6

Autodesk Navisworks Manage

7

Autodesk Construction Cloud

Certification: ★ BIM Certified – MEP

Target Audience

Architects

Interior Architects

Civil Engineers

Structural Engineers

Architecture Draftsmen

Structure Draftsmen

Optional advanced: Revit – AI · AI for AutoCAD Users · Revit 4 – Façade & Cladding

Recommended Learning Path

1

AutoCAD Essentials

2

Revit 1 – Fundamentals (All Disciplines)

3

Revit 2 – Design & Modeling: Arch / Structure

4

Revit 2.5 – Real Project Implementation

5

Revit 3 – Constructing / Sharing / Collaborating

6

Autodesk Navisworks Manage

7

Autodesk Construction Cloud

Certification: ★ BIM Certified – Arch & Civil

Optional Advanced Courses

Specialized add-ons taken after certification to deepen expertise and adopt AI-driven workflows.



AI for AutoCAD Users

For: All Tracks using AutoCAD

Apply AI to accelerate drafting and automate repetitive CAD tasks for faster, cleaner output.



Revit – AI

For: All Tracks using Revit

Leverage AI inside Revit for faster modeling, smarter documentation and reduced manual effort.



Revit 4 – Façade & Cladding

For: Architecture

Advanced parametric façade, curtain-wall and cladding design and detailing workflows.

Shared Courses Across Disciplines

1 · START TOGETHER



2 · SPLIT BY DISCIPLINE

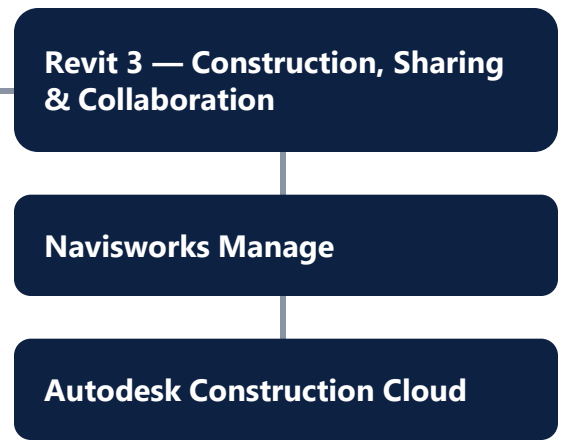
Architects · Interior · Civil · Structural



MEP & Electrical Engineers



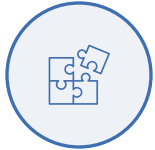
3 · REUNITE FOR COORDINATION



Mixed teams share the foundation, specialize through Revit 2 / 2.5, then reunite for coordination — optimizing training time and cost.

Optimizing Training Time & Cost

Combine teams whenever course content is common; specialize only where workflows differ.



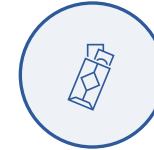
Combine Teams

Architects, MEP, Electrical, Civil and Structural engineers train together on shared courses.



Specialize Where Needed

Discipline-specific Revit 2 / 2.5 courses run only where modeling workflows truly differ.



Lower Cost & Faster Rollout

Fewer total sessions mean reduced training cost and faster rollout across the organization.

Taught once — shared by every discipline

Revit 1 – Fundamentals

Revit 3 – Collaboration

Navisworks Manage

Construction Cloud



Architecture

MEP / Electrical

Civil

Structure

Why Several BIM Courses?

BIM is not just software training — it is professional production capability built step by step.

What real BIM proficiency involves

Modeling standards

Project setup

Discipline coordination

Sharing workflows

Clash detection

Documentation

Collaboration

Real project implementation

Revit is large & discipline-based

Architects, Structural, MEP and Electrical engineers use the same software very differently — each needs its own tools, families, systems, views, schedules and coordination methods.



Verify it independently

“Is Revit a large BIM software, and does it really require several courses to reach BIM modeling proficiency?”

Ask ChatGPT— the answer consistently confirms Revit needs progressive, hands-on training.

NEXT STEPS

Turn your engineering team into certified BIM professionals.

- 1 Confirm the tracks, disciplines and team size
- 2 Agree the training calendar and schedule
- 3 Begin with the shared foundation courses

Expertise Training Center

www.etc-cc.com



Expertise Training Center • Computer Courses